



# **Video Lecture # 15**

## **Design and Code of UNIX who utility**

**Course: SYSTEM PROGRAMMING**

**Instructor: Arif Butt**

**Punjab University College of Information Technology (PUCIT)**  
**University of the Punjab**



# Agenda

---

- OS Configuration Files
- What does **who** do?
- How does **who** do it?
- Coding some basic versions of **who** command
- Concept of buffering
- How to incorporate buffering in our **who** program
- Assignment version





# Operating System Configuration Files



# Linux Configuration Files

## User Configuration Files:

- `~/ .bashrc`
- `~/ .bash_history`
- `~/ .bash_logout`
- `~/ .vimrc`

## System Administration Files:

- `/etc/passwd`
- `/etc/shadow`
- `/etc/group`
- `/etc/gshadow`

## Kernel Configuration Files:

- `/proc/version, devices`
- `/proc/cpuinfo, meminfo`
- `/proc/filesystems, partitions`
- `/proc/sys/kernel/version`
- `/proc/sys/kernel/pid_max`
- `/proc/sys/fs/file_max`
- `/proc/sys/fs/file-nr`

## NW Configuration Files:


- `/etc/network/interfaces`
- `/etc/hosts`
- `/etc/resolv.conf`
- `/etc/services`
- `/etc/protocols`

## Misc Configuration Files:

- `/etc/fstab, mtab`
- `/etc/localtime`
- `/usr/share/zoneinfo/`
- `/usr/share/locale/`

## User Programs Config Files

- `/etc/ssh/sshd_config`
- `/etc/apache2.conf`
- `/bind/named.conf`
- `/etc/vim/vimrc`




# System Data Files

## Summery Of Routines Of Accessing System Data Files:

Data File	Header	Structure	Functions
/etc/passwd	<pwd.h>	passwd	getpwuid(), getpwnam() getpwent(), setpwent()
/etc/group	<grp.h>	group	getgrgid(), getgrnam()
/etc/shadow	<shadow.h>	spwd	getspnam()
/var/run/utmp	<utmp.h>	utmp	getutent(), setutent(), endutent()
/etc/hosts	<netdb.h>	hostent	gethostbyname() gethostbyaddr()
/etc/sysconfig/ network	<netdb.h>	netent	getnetbyname() getnetbyaddr()
/etc/protocols	<netdb.h>	protoent	getprotobyname() getprotobyaddr()
/etc/services	<netdb.h>	servent	getservbyname() getservbyport()



# UNIX who utility




# What does **who** do?

---

The default behavior of **who** (w/o any arguments/options) is to display a list of currently logged in users, one on each line. It displays four columns as shown below:

```
$who
arif@kali:~$ who
Arif          tty2      2018-01-11 15:16    (:0)
Rauf         pts/0    2018-02-21 19:05    (192.168.1.100)
kakamanna    pts/3    2018-02-21 19:01
zalaid       pts/4    2018-02-21 19:03
```




# How does who do it?

---

1. Open the file `/var/run/utmp`
2. Read a `utmp` structure till end of file
3. Display the required fields
4. Go to step 2
5. Close file `/var/run/utmp`





# Members of utmp Structure

---

```
struct utmp{
    char    ut_user[32];    //user login name
    char    ut_line;       //terminal name
    time_t  ut_time;       //logged in time
    char    ut_host;       //hostname
    int     ut_type;       //type of login
};
```



**whov0 . c**



# whov1.c

**This version adds a feature that displays time in proper format instead of number of seconds since UNIX epoch**



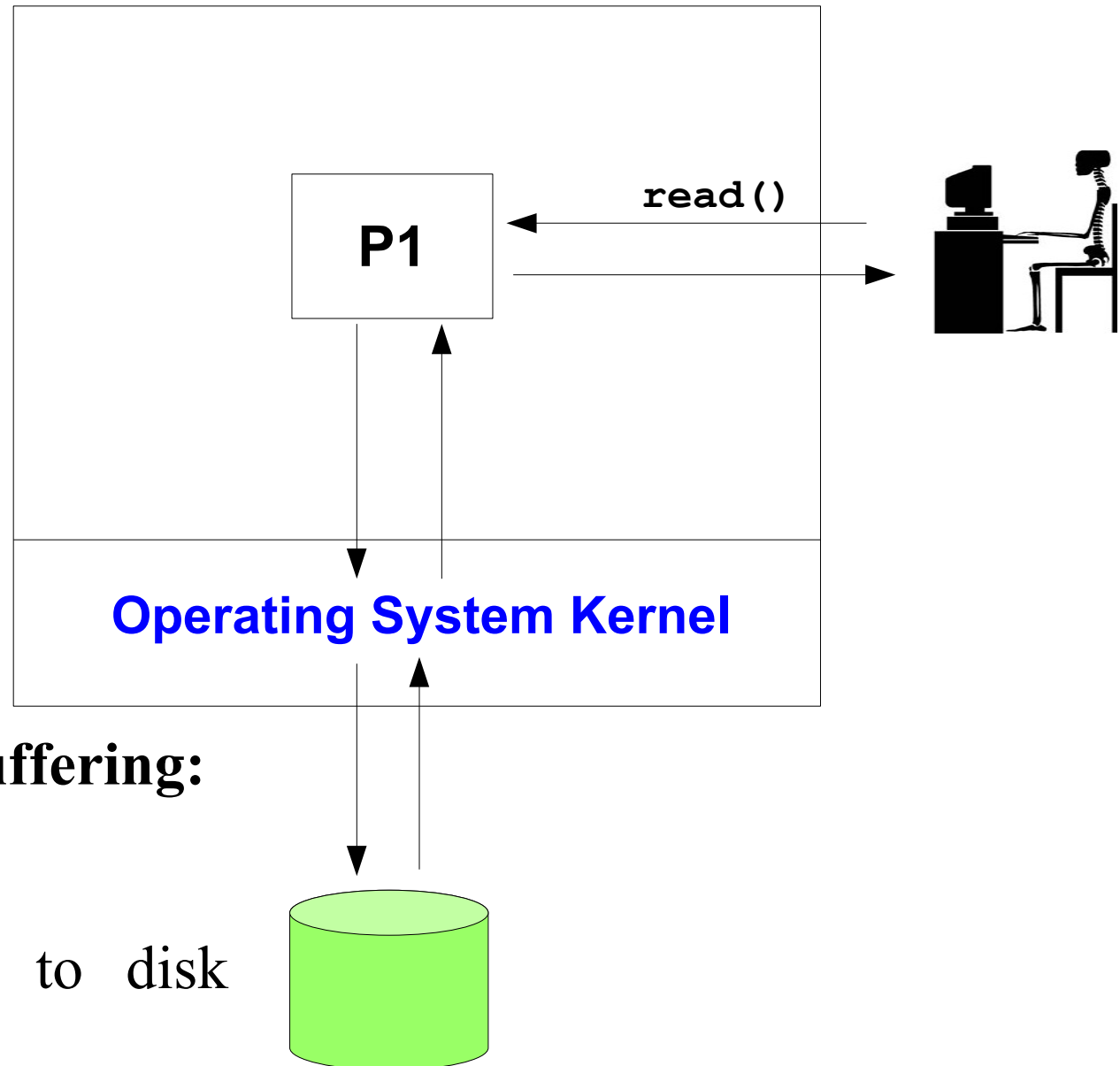
## **whov2.c**

**This version adds a feature to suppress the records which are not related to actual users**



# What is buffering?

---




## Consequences of kernel buffering:

- Faster disk IO
- Optimized disk writes
- Need to write buffers to disk before shutdown



## **whov3 . c**


**This version adds feature of buffering to the who utility as discussed in previous slides**



# Things To Do

---

O.k., and now you'll do exactly what I'm telling you !



If you have problems visit me in counseling hours. . . .

---